

# CAMPUS App

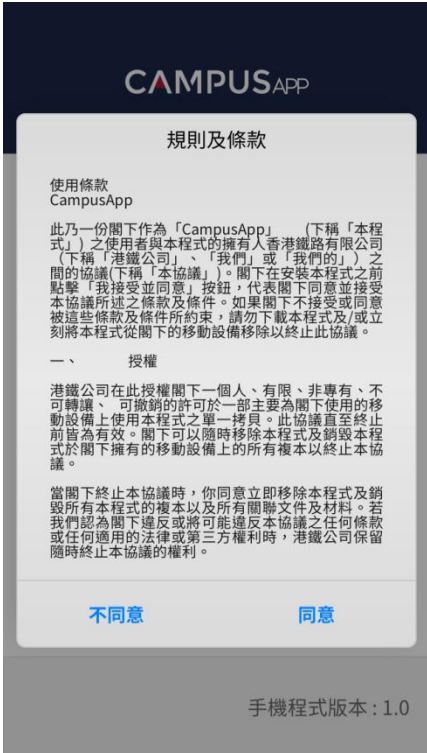
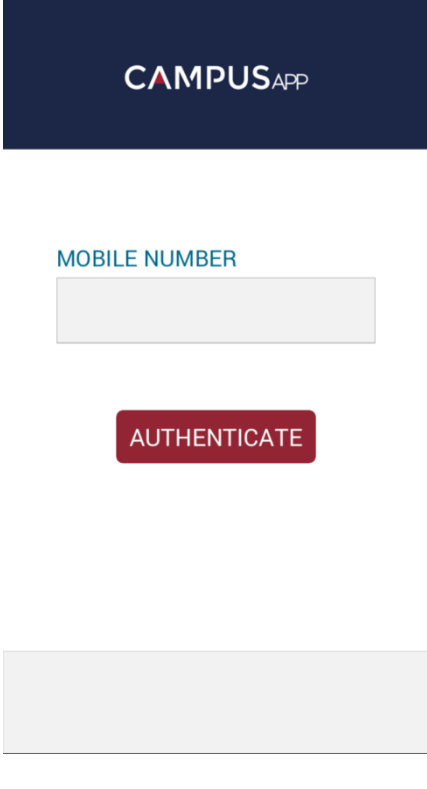
## Installation Procedure 安裝步驟

### How to download CAMPUS App

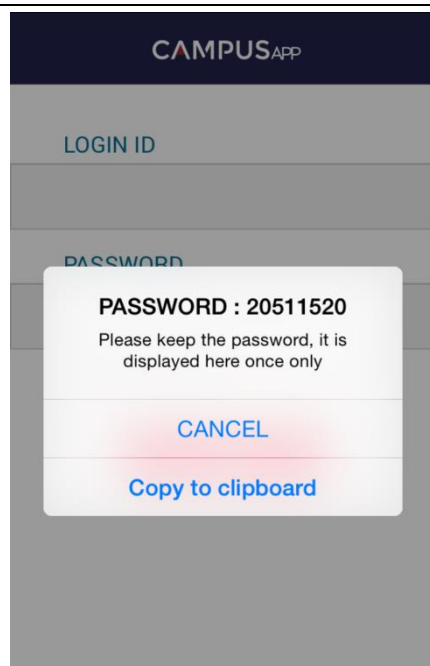
### 如何下載 CAMPUS 應用

1. Open a browser in your mobile phone  
在您的手機打開瀏覽器
2. Enter this link: <https://www.campusapp.hk/download/>  
輸入此鏈結: <https://www.campusapp.hk/download/>
3. The mobile will automatically download the app  
手機會自動下載應用程式
4. Open the app  
打開應用程式

### First time login procedure 首次登錄過程

<p>5. “Terms &amp; Conditions” will pop-up 顯示“規則及條款”</p> <p>6. Click “Agree” to continue 點擊“同意”繼續</p>	
<p>7. Enter mobile number to activate the app 輸入手機號碼激活應用程式</p>	

8. A random password will be generated  
將生成隨機密碼
9. Select “Copy to clipboard” and save the password for login  
選擇 “Copy to clipboard” 並保存登錄密碼



10. Enter login ID :“TOSS”+mobile\_no , e.g., “TOSS987654321”  
輸入登錄 ID:“TOSS”+電話號碼 , 如: “TOSS987654321”
11. ID Password will automatically record  
密碼會自動記錄
12. Click “**Login**” to access the main page  
點擊 “登錄” 進入主頁

